

Connecting the Dots: Behavioral Supports and Academic Outcomes

- When considering the success of student learning, ensuring students are in a safe, consistent and positive environment then ensures academic growth and ultimately success. Academics (CA Dashboard) and PBIS (TFI) come together to meet the need of the “whole child.”

Annual Fidelity Measurements

- ♦ **PBIS Tiered Fidelity Inventory (TFI):** a tool that is used by school site teams to determine implementation fidelity of the PBIS Framework to best support student, staff, parent/guardian, and community need.
- ♦ **California Dashboard:** California's accountability and continuous improvement system provides information about how LEAs and schools are meeting the needs of California's diverse student population. This system is based on multiple measures that assess how LEAs and schools are meeting the needs of their students. Performance on these measures are reported on the California School Dashboard.

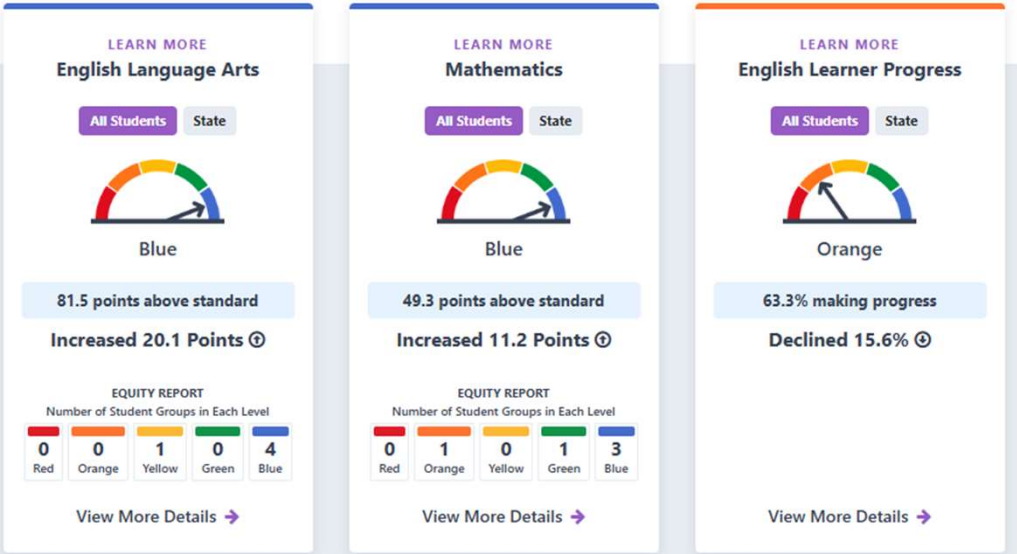
Year By Year Comparisons of PBIS and Academic Outcomes

CA Dashboard 23-24 School Year

ROLLING RIDGE ELEMENTARY

Academic Performance

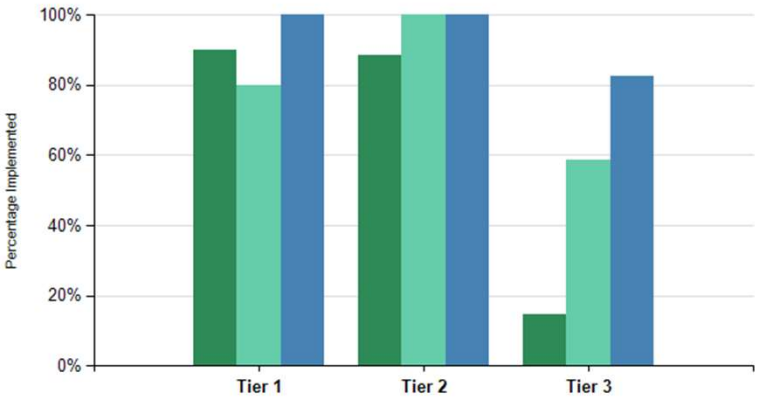
View Student Assessment Results and other aspects of school performance.



Rolling Ridge Elementary School

Chino, California

School-Wide PBIS (SWPBIS) Tiered Fidelity Inventory
Rolling Ridge Elementary School
10/26/2023 - 4/9/2024

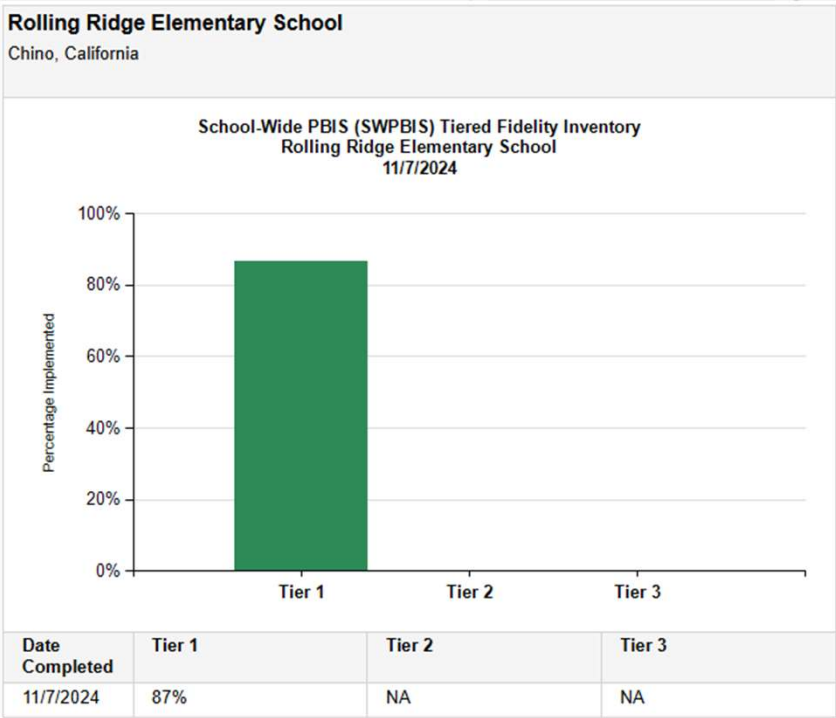
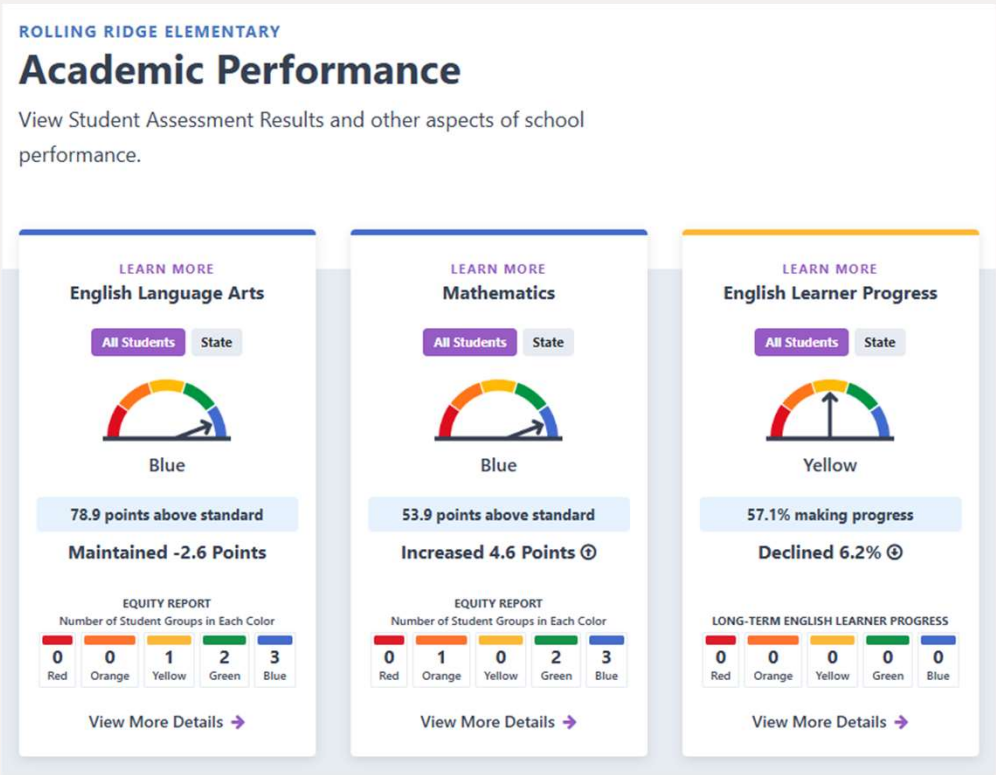


Date Completed	Tier 1	Tier 2	Tier 3
10/26/2023	90%	88%	15%
2/13/2024	80%	100%	59%
4/9/2024	100%	100%	82%

PBIS TFI Results 23-24 School Year

Year By Year Comparisons of PBIS and Academic Outcomes

CA Dashboard 24-25 School Year



PBIS TFI Results 24-25 School Year